How to order

DIN fittings

GE-R-ED Male stud connector

Male BSPP thread – ED-seal (ISO 1179) / EO 24° cone end

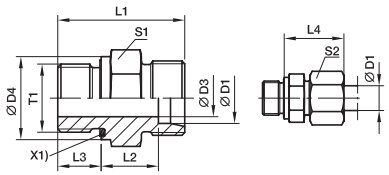

X1) Eolastic-sealing ED

Series	D1	T1	D3	D4	L1	L2	L3	L4	S1	S2	Weight g/1 piece	Order code*	PN (bar)[1] CF	71	MS
LL[2]	04	G 1/8 A	3	14	20.0	9.5	6.5	19	14	10	10	**GE04LLREDOMD**	100	100	63
	06	G 1/8 A	4	14	20.0	8.0	6.5	20	14	12	11	**GE06LLREDOMD**	100	100	63
L[3]	06	G 1/8 A	4	14	23.5	8.5	8.0	23	14	14	13	**GE06LREDOMD**	500	315	200
	06	G 1/4 A	4	19	29.0	10.0	12.0	25	19	14	28	**GE06LR1/4EDOMD**	500	315	200
	06	G 3/8 A	4	22	30.5	11.5	12.0	26	22	14	44	**GE06LR3/8EDOMD**	420	315	200
	06	G 1/2 A	4	27	33.0	12.0	14.0	27	27	14	61	**GE06LR1/2EDOMD**	400	315	200
	08	G 1/4 A	6	19	29.0	10.0	12.0	25	19	17	27	**GE08LREDOMD**	500	315	200
	08	G 1/8 A	4	14	24.5	9.5	8.0	24	14	17	16	**GE08LR1/8EDOMD**	500	315	200
	08	G 3/8 A	6	22	30.5	11.5	12.0	26	22	17	45	**GE08LR3/8EDOMD**	420	315	200
	08	G 1/2 A	6	27	33.0	12.0	14.0	27	27	17	74	**GE08LR1/2EDOMD**	400	315	200
	10	G 1/4 A	6	19	30.0	11.0	12.0	26	19	19	29	**GE10LREDOMD**	500	315	200
	10	G 1/8 A	4	14	25.5	10.5	8.0	25	17	19	21	**GE10LR1/8EDOMD**	500	315	200
	10	G 3/8 A	8	22	31.5	12.5	12.0	27	22	19	43	**GE10LR3/8EDOMD**	420	315	200
	10	G 1/2 A	8	27	34.0	13.0	14.0	28	27	19	71	**GE12LR1/8ED**	400	315	200
	12	G 3/8 A	9	22	31.5	12.5	12.0	27	22	22	41	**GE12LR1/4EDO**	420	315	200
	12	G 1/8 A	4	14	26.5	11.5	8.0	26	19	22	26		420	315	200
	12	G 1/4 A	6	19	31.0	12.0	12.0	27	19	22	3	**GE12LR1/2EDOM**	500	315	200
	12	G 1/2 A	10	27	34.0	13.0	14.0	28	27	22	6	**GE12LR3/4EDOM**	400	315	200
	12	G 3/4 A	10	32	37.0	14.0	16.0	29	32	22	1	**GE15LREDOMD**	250	160	100
	15	G 1/2 A	11	27	35.0	14.0	14.0	29	27	27			400	315	200
	15	G 3/8 A	9	22	32.5	13.5	12.0	29	24	27		**GE15LR3/8EDOM**	420	315	200
	15	G 3/4 A	12	32	38.0	15.0	16.0	30	32	27	11	**GE15LR3/4EDO**	250	160	100
	18	G 1/2 A	14	27	36.0	14.5	14.0	31	27	32	71		400	315	200
	18	G 3/8 A	9	22	33.5	14.0	12.0	30	27	32	66		400	315	200
	18	G 3/4 A	15	32	38.0	14.5	16.0	31	32	32	110		250	160	100
	22	G 3/4 A	18	32	40.0	16.5	16.0	33	32	36	102	**GE18LREDO**	250	160	100
	22	G 1/2 A	14	27	38.0	16.5	14.0	33	32	36	91	**GE22LR1/2EDOMD**	250	160	100
	22	G 1 A	19	40	43.0	17.5	18.0	34	41	36	189	**GE22LR1EDOMD**	250	160	100
	28	G 1 A	23	40	43.0	17.5	18.0	34	41	41	170	**GE28LREDOMD**	250	160	100
	28	G 3/4 A	18	32	41.0	17.5	16.0	34	41	41	159	**GE28LR3/4EDOMD**	250	160	100
	28	G 1 1/4 A	24	50	46.0	18.5	20.0	35	50	41	316	**GE28LR11/4EDOMD**	250	160	100
	35	G 1 1/4 A	30	50	48.0	17.5	20.0	39	50	50	272	**GE35LREDOMD**	250	160	100
	35	G 1 A	23	40	46.0	17.5	18.0	39	46	50	226	**GE35LR1EDOMD**	250	160	100
	35	G 1 1/2 A	30	55	52.0	19.5	22.0	41	55	50	423	**GE35LR11/2EDOMD**	250	160	100
	42	G 1 1/2 A	36	55	52.0	19.0	22.0	42	55	60	343	**GE42LREDOMD**	250	160	100
	42	G 1 A	23	40	48.0	19.0	18.0	42	55	60	324	**GE42LR1EDOMD**	250	160	100
	42	G 1 1/4 A	30	50	50.0	19.0	20.0	42	55	60	348	**GE42LR11/4EDOMD**	250	160	100

[1] Pressure shown = item deliverable

[2] LL = very light series; [3] L = light series

$\frac{PN\ (bar)}{10}$ = PN (MPa)

Delivery without nut and ring. Information on ordering complete fittings or alternative sealing materials see page I7.

*Please add the **suffixes** below according to the material/surface required.

Material		Standard sealing material (no additonal. suffix needed)
Steel, zinc plated, Cr(VI)-free	GE18LREDOMDCF	
Stainless Steel	GE18LREDOMD71	NBR
Brass	GE18LREDOMDMS	VIT / NBR

The corresponding order variant is contained in the table printed at the bottom of every DIN chapter.

The right way to order made easy!

Step 1
Selecting order code

1.1 All fitting sizes available in our fitting program are clearly listed in the index at the front of this catalogue.

1.2 Open the catalogue at the corresponding page containing detailed information of the product of your choice.

1.3 Select the required fitting size! The basic order code is printed in bold type on the right-hand side of the table of dimensions.

Example: **GE16SREDOMD**

Step 2
Selecting material, surface and sealing-material

Now simply add the corresponding code for the surface and material variant of the product you require to the basic order code.
This code is contained in the table printed at the bottom of every page.

2.1 Alternative sealing material

Example: Steel fitting with ED-seal in FKM material.
GE16SRED+OMD+**VIT+CF**
= GE16SREDVITOMDCF

Example: Stainless steel fitting with ED-seal in NBR material (e. g. Perbunan).
GE16SRED**OMD+NBR+71**
= GE16SREDNBROMD71

Step 3
When ordering fittings complete with nuts and rings

3.1. Metal sealed cutting rings PSR/DPR/D: For these types please delete the 'OMD' or 'X' suffixes.
Example: **GE16SREDCF**

3.2. Soft sealed EO-2 functional nut: For these types please delete the 'OMD' or 'X' suffixes and add a **'Z'** before the series suffix (LL, L, S)
Example: **order with EO-2 functional nut**
GE16**(+Z)**SREDCF
= GE16ZSREDCF

Perbunan = registered trademark of Bayer

GE-R-ED Male stud connector

Male BSPP thread – ED-seal (ISO 1179) / EO 24° cone end

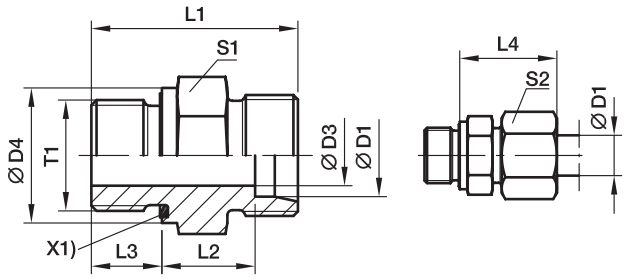

X1) Eolastic-sealing ED

Series	D1	T1	D3	D4	L1	L2	L3	L4	S1	S2	Weight g/1 piece	Order code*	PN (bar)[1] Steel	71	MS
LL[2])	04	G 1/8 A	3	14	20.0	9.5	6.5	19	14	10	10	**GE04LLREDOMD**	100	100	63
	06	G 1/8 A	4	14	20.0	8.0	6.5	20	14	12	11	**GE06LLREDOMD**	100	100	63
L[3])	06	G 1/8 A	4	14	23.5	8.5	8.0	23	14	14	13	**GE06LREDOMD**	500	315	200
	06	G 1/4 A	4	19	29.0	10.0	12.0	25	19	14	28	**GE06LR1/4EDOMD**	500	315	200
	06	G 3/8 A	4	22	30.5	11.5	12.0	26	22	14	44	**GE06LR3/8EDOMD**	420	315	200
	06	G 1/2 A	4	27	33.0	12.0	14.0	27	27	14	61	**GE06LR1/2EDOMD**	400	315	200
	08	G 1/4 A	6	19	29.0	10.0	12.0	25	19	17	27	**GE08LREDOMD**	500	315	200
	08	G 1/8 A	4	14	24.5	9.5	8.0	24	14	17	16	**GE08LR1/8EDOMD**	500	315	200
	08	G 3/8 A	6	22	30.5	11.5	12.0	26	22	17	45	**GE08LR3/8EDOMD**	420	315	200
	08	G 1/2 A	6	27	33.0	12.0	14.0	27	27	17	74	**GE08LR1/2EDOMD**	400	315	200
	10	G 1/4 A	6	19	30.0	11.0	12.0	26	19	19	29	**GE10LREDOMD**	500	315	200
	10	G 1/8 A	4	14	25.5	10.5	8.0	25	17	19	21	**GE10LR1/8EDOMD**	500	315	200
	10	G 3/8 A	8	22	31.5	12.5	12.0	27	22	19	43	**GE10LR3/8EDOMD**	420	315	200
	10	G 1/2 A	8	27	34.0	13.0	14.0	28	27	19	71	**GE10LR1/2EDOMD**	400	315	200
	12	G 3/8 A	9	22	31.5	12.5	12.0	27	22	22	41	**GE12LREDOMD**	420	315	200
	12	G 1/8 A	4	14	26.5	11.5	8.0	26	19	22	26	**GE12LR1/8EDOMD**	420	315	200
	12	G 1/4 A	6	19	31.0	12.0	12.0	27	19	22	31	**GE12LR1/4EDOMD**	400	315	200
	12	G 1/2 A	10	27	34.0	13.0	14.0	28	27	22	67	**GE12LR1/2EDOMD**	400	315	200
	12	G 3/4 A	10	32	37.0	14.0	16.0	29	32	22	118	**GE12LR3/4EDOMD**	250	160	100
	15	G 1/2 A	11	27	35.0	14.0	14.0	29	27	27	72	**GE15LREDOMD**	400	315	200
	15	G 3/8 A	9	22	32.5	13.5	12.0	29	24	27	54	**GE15LR3/8EDOMD**	400	315	200
	15	G 3/4 A	12	32	38.0	15.0	16.0	30	32	27	116	**GE15LR3/4EDOMD**	250	160	100
	18	G 1/2 A	14	27	36.0	14.5	14.0	31	27	32	71	**GE18LREDOMD**	400	315	200
	18	G 3/8 A	9	22	33.5	14.0	12.0	30	27	32	66	**GE18LR3/8EDOMD**	400	315	200
	18	G 3/4 A	15	32	38.0	14.5	16.0	31	32	32	110	**GE18LR3/4EDOMD**	250	160	100
	22	G 3/4 A	18	32	40.0	16.5	16.0	33	32	36	102	**GE22LREDOMD**	250	160	100
	22	G 1/2 A	14	27	38.0	16.5	14.0	33	32	36	91	**GE22LR1/2EDOMD**	250	160	100
	22	G 1 A	19	40	43.0	17.5	18.0	34	41	36	189	**GE22LR1EDOMD**	250	160	100
	28	G 1 A	23	40	43.0	17.5	18.0	34	41	41	170	**GE28LREDOMD**	250	160	100
	28	G 3/4 A	18	32	41.0	17.5	16.0	34	41	41	159	**GE28LR3/4EDOMD**	250	160	100
	28	G 1 1/4 A	24	50	46.0	18.5	20.0	35	50	41	316	**GE28LR11/4EDOMD**	250	160	100
	35	G 1 1/4 A	30	50	48.0	17.5	20.0	39	50	50	272	**GE35LREDOMD**	250	160	100
	35	G 1 A	23	40	46.0	17.5	18.0	39	46	50	226	**GE35LR1EDOMD**	250	160	100
	35	G 1 1/2 A	30	55	52.0	19.5	22.0	41	55	50	423	**GE35LR11/2EDOMD**	250	160	100
	42	G 1 1/2 A	36	55	52.0	19.0	22.0	42	55	60	343	**GE42LREDOMD**	250	160	100
	42	G 1 A	23	40	48.0	19.0	18.0	42	55	60	324	**GE42LR1EDOMD**	250	160	100
	42	G 1 1/4 A	30	50	50.0	19.0	20.0	42	55	60	348	**GE42LR11/4EDOMD**	250	160	100

[1]) Pressure shown = item deliverable

[2]) LL = very light series; [3]) L = light series

$\frac{\text{PN (bar)}}{10}$ = PN (MPa)

Delivery without nut and ring. Information on ordering complete fittings or alternative sealing materials see page I7.

*Please add the **suffixes** below according to the material/surface required.

Order code suffixes			
Material	Suffix surface and material	Example	Standard sealing material (no additonal. suffix needed)
Steel	CF	GE18LREDOMDCF	NBR
Stainless Steel	71	GE18LREDOMD71	VIT
Brass	MS	GE18LREDOMDMS	NBR

EGE-R-ED Swivel connector

Male BSPP thread – ED-seal (ISO 1179) / EO 24° DKO swivel

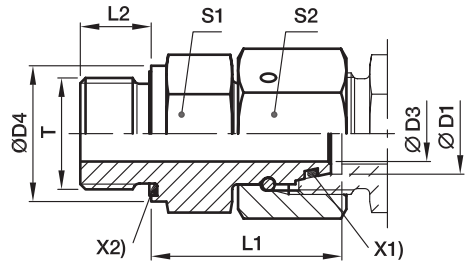

X2) Eolastic-sealing ED X1) O-ring OR

Series	D1	T	D3	D4	L1	L2	S1	S2	Weight g/1 piece	Order code*	PN (bar)[1] Steel	PN (bar)[1] 71
L[3]	06	G 1/8 A	2.5	14	24.5	8	14	14	27	**EGE06LRED**	500	315
	08	G 1/4 A	4.0	19	29.5	12	19	17	28	**EGE08LRED**	500	315
	10	G 1/4 A	6.0	19	27.5	12	19	19	54	**EGE10LRED**	500	315
	10	G 3/8 A	6.0	22	29.0	12	22	19	70	**EGE10LR3/8ED**	400	315
	12	G 3/8 A	8.0	22	34.0	12	22	22	95	**EGE12LRED**	400	315
	12	G 1/4 A	6.0	19	27.5	12	19	22	65	**EGE12LR1/4ED**	400	315
	12	G 1/2 A	8.0	27	29.5	14	27	22	114	**EGE12LR1/2ED**	400	315
	15	G 1/2 A	10.0	27	32.0	14	27	27	137	**EGE15LRED**	400	315
	18	G 1/2 A	13.0	27	31.5	14	27	32	143	**EGE18LRED**	400	315
	18	G 3/4 A	13.0	32	29.5	16	32	32	182	**EGE18LR3/4ED**	250	160
	22	G 3/4 A	17.0	32	32.5	16	32	36	200	**EGE22LRED**	250	160
	28	G 1 A	22.0	40	35.0	18	41	41	289	**EGE28LRED**	250	160
	35	G 1 1/4 A	28.0	50	42.5	20	50	50	500	**EGE35LRED**	250	160
	42	G 1 1/2 A	34.0	55	46.5	22	55	60	718	**EGE42LRED**	250	160
S[4]	06	G 1/4 A	2.5	19	27.0	12	19	17	53	**EGE06SRED**	800	630
	08	G 1/4 A	4.0	19	29.5	12	19	19	64	**EGE08SRED**	800	630
	10	G 3/8 A	6.0	22	32.0	12	22	22	93	**EGE10SRED**	800	630
	12	G 3/8 A	8.0	22	34.0	12	22	24	100	**EGE12SRED**	630	630
	12	G 1/4 A	5.0	19	31.5	12	19	24	140	**EGE12SR1/4ED**	630	630
	12	G 1/2 A	8.0	27	35.0	14	27	24	140	**EGE12SR1/2ED**	630	630
	16	G 1/2 A	11.0	27	37.0	14	27	30	170	**EGE16SRED**	630	400
	20	G 3/4 A	14.0	32	43.0	16	32	36	273	**EGE20SRED**	420	400
	25	G 1 A	18.0	40	48.0	18	41	46	493	**EGE25SRED**	420	400
	30	G 1 1/4 A	23.0	50	51.0	20	50	50	691	**EGE30SRED**	420	400
	38	G 1 1/2 A	30.0	55	60.0	22	55	60	934	**EGE38SRED**	420	315

[1]) Pressure shown = item deliverable

[3]) L = light series; [4]) S = heavy series

$\frac{\text{PN (bar)}}{10}$ = PN (MPa)

Information on ordering alternative sealing materials see page I7.

*Please add the **suffixes** below according to the material/surface required.

Order code suffixes			
Material	Suffix surface and material	Example	Standard sealing material (no additonal. suffix needed)
Steel	CF	EGE16SREDCF	NBR
Stainless Steel	71	EGE16SRED71	VIT